


GardenABCs Hands-On Learning Garden Activities

By Anne Nagro, Gurnee, Ill.








Garden Patterns

Complete the pattern by filling in the missing vegetable. Draw the missing vegetable, say it aloud, or paste the extra vegetables in the space provided. Extra vegetables are located on page two.

1.      _____

2.     _____

3.       _____

4.        _____

5.         _____

6.        _____

Cut, copy and paste these vegetables to complete the patterns on Page One. Or, use them to create your own patterns!

